

Combined Science  
PAPER 2  
Foundation Tier

Friday 17 May 2024 – Morning

Time: 1 hour 10 minutes

Diagram Booklet

THIS DIAGRAM BOOKLET MUST BE RETURNED WITH THE QUESTION PAPER AT THE END OF THE EXAMINATION.

In the boxes below, write your name, centre number and candidate number.

Surname					
Other names					
Centre Number					
Candidate Number					

**INSTRUCTIONS**

There may be spare copies of some diagrams in case you need them.

**CONTENTS**

**Page**

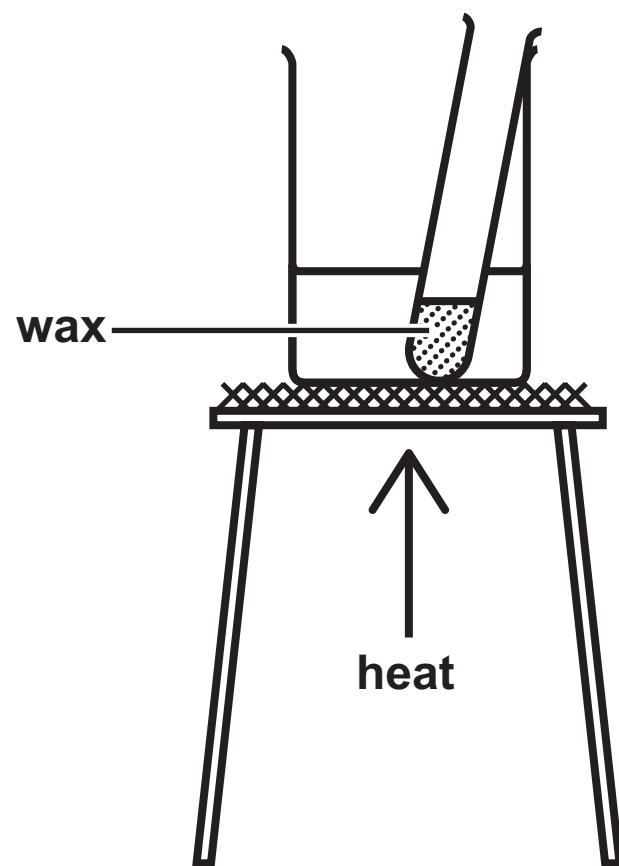
<b>3</b>	<b>Question 1</b>
<b>4</b>	<b>Question 1(a)</b>
<b>5</b>	<b>Question 2(c)</b>
<b>6</b>	<b>Question 3(a)</b>
<b>7</b>	<b>Question 4(c)</b>
<b>8</b>	<b>Question 4(c)(iii)</b>
<b>9</b>	<b>Question 5(b)(iii)</b>
<b>10</b>	<b>Question 5(c)</b>
<b>11</b>	<b>Question 6(c)</b>



**Spare Copies**

<b>12</b>	<b>Question 1(a)</b>
<b>13</b>	<b>Question 4(c)(iii)</b>
<b>14</b>	<b>Question 5(b)(iii)</b>

## Question 1

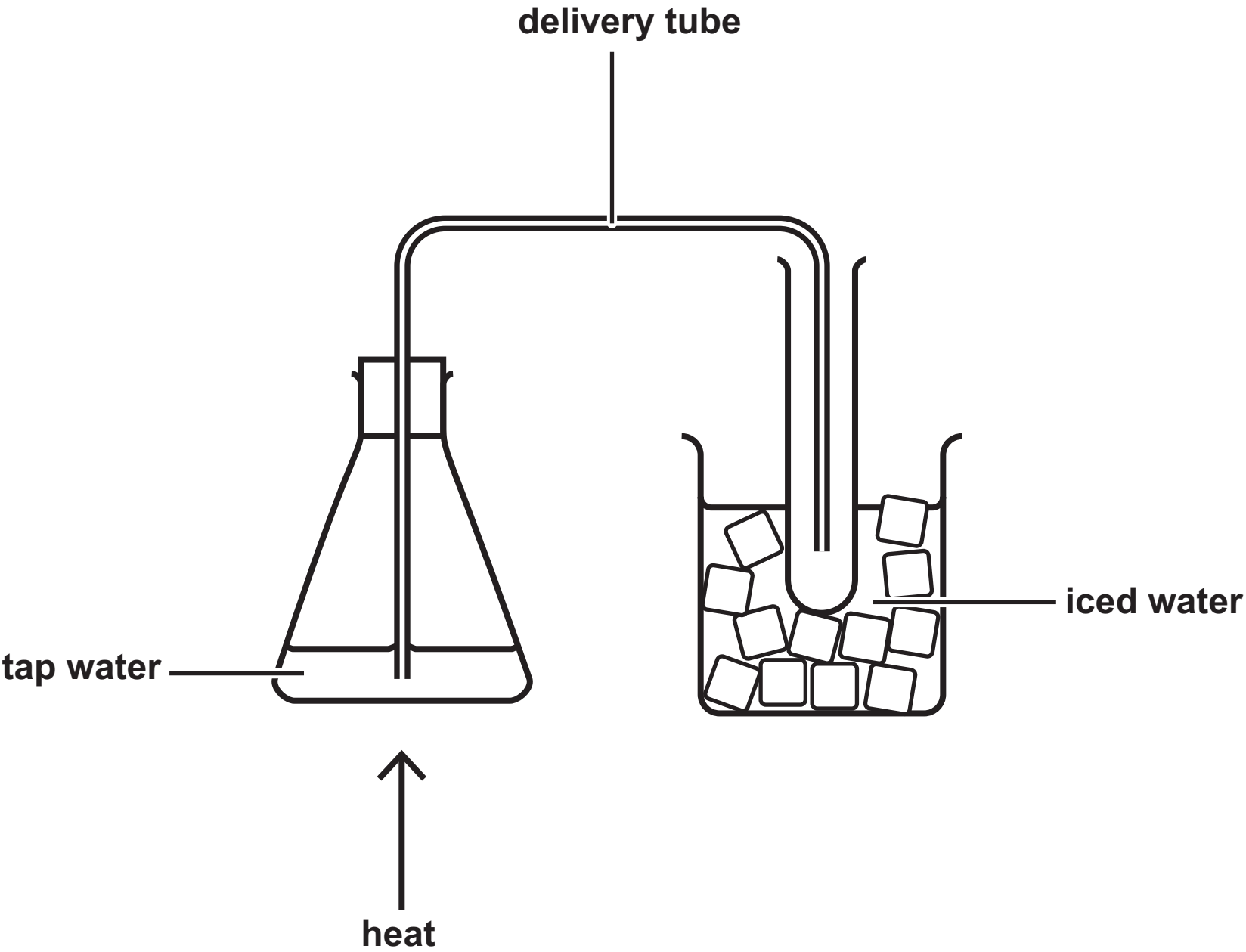
FIGURE 1

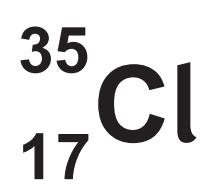


**Question 1(a)****FIGURE 2****FIGURE 3**

Question 2(c)

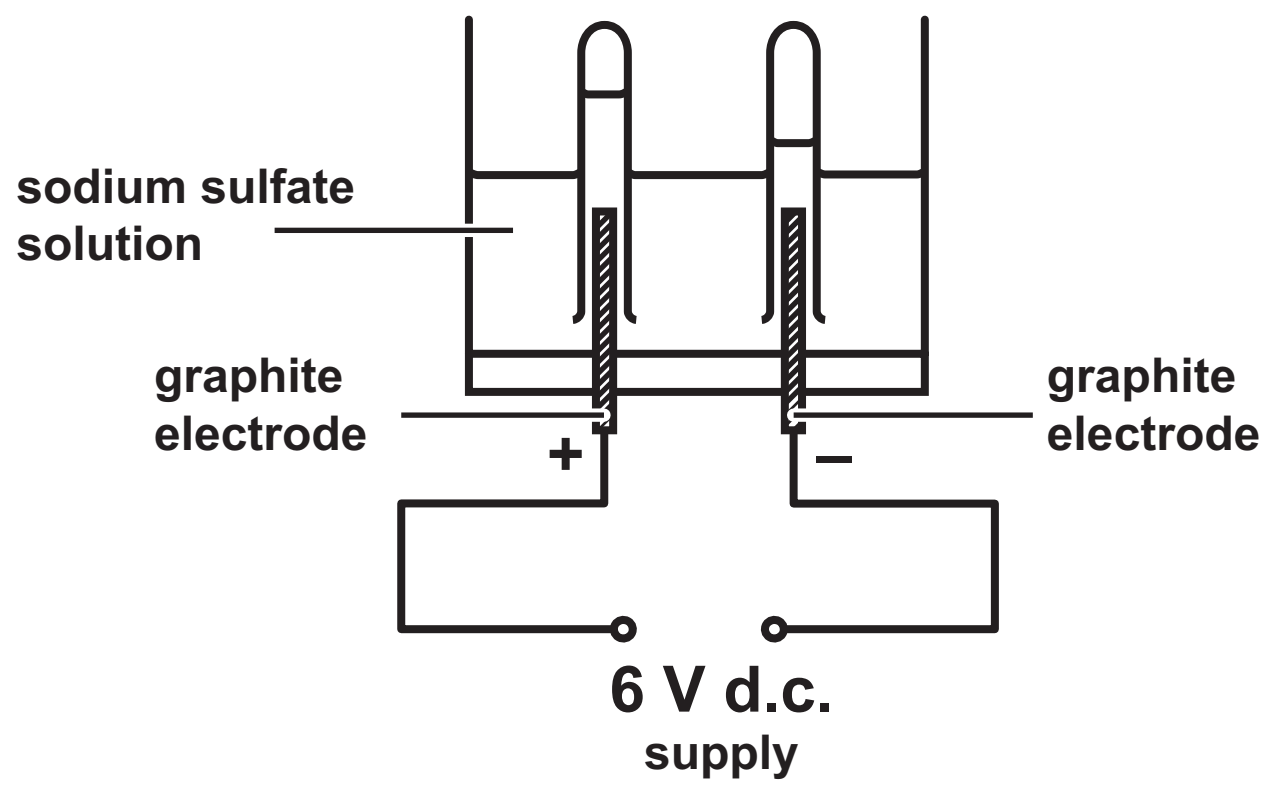
FIGURE 4



**Question 3(a)****FIGURE 5**

## Question 4(c)

FIGURE 6

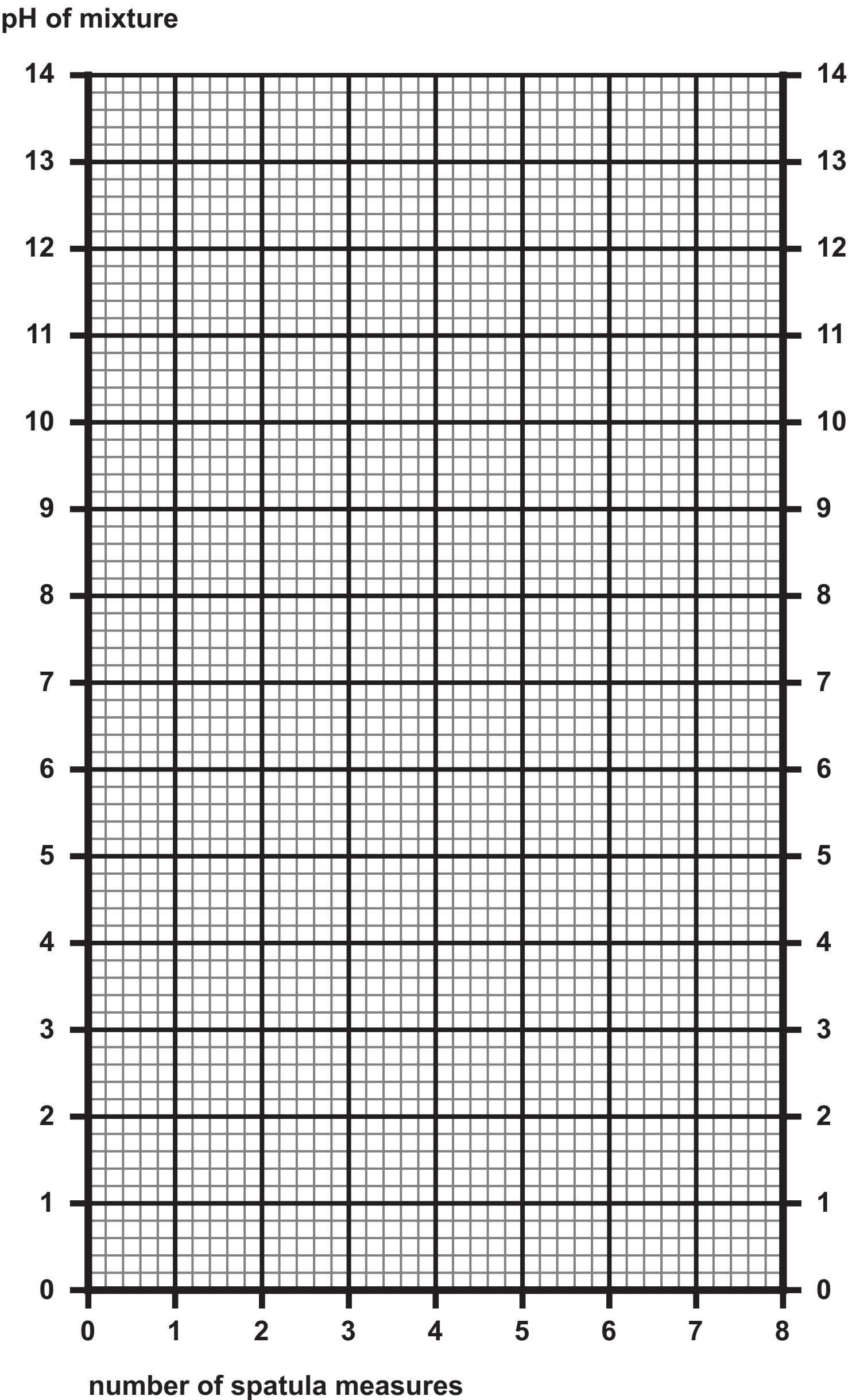


Question 4(c)(iii)

ELECTRODE	PRODUCT
	hydrogen
anode	hydroxide
cathode	oxygen
	sodium



Question 5(b)(iii)



## Question 5(c)

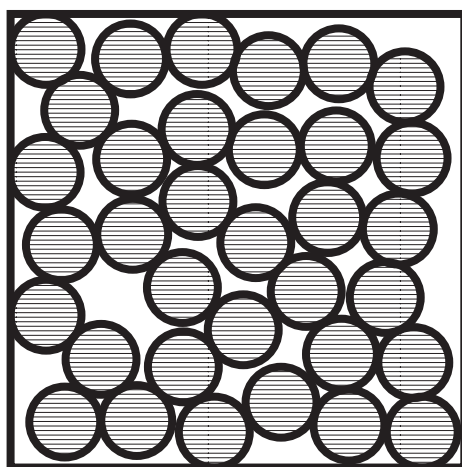

FIGURE 8



Question 6(c)

FIGURE 9

	observations and results		
	reaction with dilute sulfuric acid	gas bubbled through limewater	gas tested with a lit splint
solid <b>A</b>	bubbles seen colourless solution formed	no change	squeaky pop
solid <b>B</b>	blue solution formed some black solid remains at bottom of test tube	no gas produced	no gas produced
solid <b>C</b>	bubbles seen colourless solution formed	limewater turned cloudy	puts out lit splint

**Question 1(a)****FIGURE 2****FIGURE 3**

Question 4(c)(iii)

ELECTRODE	PRODUCT
	hydrogen
anode	hydroxide
cathode	oxygen
	sodium

Question 5(b)(iii)

